

Emit® 2000 Carbamazepine Assay

See shaded sections: Updated information from 2015-03 version.



10869901_F



Carbamazepine Assay

1 Intended Use

The Emit® 2000 Carbamazepine Assay is a homogeneous enzyme immunoassay intended for use in the quantitative analysis of carbamazepine in human serum or plasma. Emit® 2000 assays are designed for use with most chemistry analyzers (see Section 6, Procedure, Instruments).

2 Summary and Explanation of the Test

Monitoring serum carbamazepine concentrations, along with careful clinical assessment, is the most effective means of improving seizure control, reducing the risk of toxicity, and minimizing the need for additional anticonvulsant medication for the following reasons:^{1,2}

- Serum carbamazepine concentrations correlate better with pharmacologic activity than does dosage.
- Changes in carbamazepine's half-life with prolonged treatment and interindividual differences in carbamazepine metabolism make it difficult to predict serum levels from the administered dosage, particularly during concomitant therapy with other anticonvulsants. Serum level monitoring helps physicians individualize dosage regimens.
- Carbamazepine is safe and effective only in a narrow range of serum concentrations.

Carbamazepine-10,11-epoxide, a major metabolite of carbamazepine, is pharmacologically active and found in plasma and tissues.³

Methods historically used to monitor serum carbamazepine concentrations include gas-liquid chromatography, high-performance liquid chromatography, and immunoassay.^{1,2,4,5}

3 Principle

The Emit® 2000 assay is a homogeneous enzyme immunoassay technique used for the analysis of specific compounds in biological fluids.⁵ The assay is based on competition between drug in the sample and drug labeled with the enzyme glucose-6-phosphate dehydrogenase (G6PDH) for antibody binding sites. Enzyme activity decreases upon binding to the antibody, so the drug concentration in the sample can be measured in-terms of enzyme activity. Active enzyme converts oxidized nicotinamide adenine dinucleotide (NAD) to NADH, resulting in an absorbance change that is measured spectrophotometrically. Endogenous serum G6PDH does not interfere because the coenzyme functions only with the bacterial (*Leuconostoc mesenteroides*) enzyme employed in the assay.

4 Reagents

REF	Product Description	Quantity/Volume
4F019UL	Emit® 2000 Carbamazepine Assay Antibody/Substrate Reagent 1 mouse monoclonal antibodies reactive to carbamazepine (10 µg/mL),* glucose-6-phosphate (22 mM), nicotinamide adenine dinucleotide (18 mM), preservatives, including 0.1% sodium azide, and stabilizers	28 mL
	Enzyme Reagent 2 carbamazepine labeled with bacterial glucose-6-phosphate dehydrogenase (0.22 U/mL),* Tris buffer, preservatives, including 0.1% sodium azide, and stabilizers	14 mL

* The antibody titer and enzyme conjugate activity may vary from lot to lot.

Note: Reagents 1 and 2 are provided as a matched set. They should not be interchanged with components of kits with different lot numbers.

For *in vitro* diagnostic use.

Precautions

- Contains sodium azide as a preservative. Sodium azide can react with copper or lead pipes in drain lines to form explosive compounds. Dispose of properly in accordance with local regulations.
- This kit contains streptomycin sulfate. Please dispose of appropriately.

Preparation and Storage of Assay Components

Emit® 2000 Carbamazepine Assay

The Emit® 2000 Carbamazepine Assay reagents are provided ready to use and may be used directly from the refrigerator. Close the reagent vials when not in use. Always return the reagent screw caps to their original vials.

Store reagents at 2–8°C (36–46°F), upright, and with screw caps tightly closed when not in use. Reagents are stable until the expiration date printed on the label if stored as directed. Do not freeze reagents or expose them to temperatures above 32°C. **Improper storage of reagents can affect assay performance.**

5 Specimen Collection and Preparation

- Each assay requires serum or plasma. Whole blood cannot be used. The anticoagulants heparin, citrate, oxalate, and EDTA have been tested and may be used with this assay. Some sample dilution may occur when samples are collected in tubes containing citrate anticoagulant. The amount of dilution and the possible need to correct for it should be considered when interpreting assay results for these samples.
- Sample volume is instrument-dependent. Refer to the appropriate instrument protocol sheet for specific volumes.
- Store the serum or plasma refrigerated at 2–8°C. For transporting, maintain the sample temperature at 2–8°C. Samples can be stored refrigerated at 2–8°C for up to one month or stored frozen for up to three months.⁶
- Pharmacokinetic factors influence the correct time of sample collection after the last drug dose. These factors include dosage form, mode of administration, concomitant drug therapy, and biological variations affecting drug disposition.^{1,2}
- Measure the steady-state serum concentration representing the trough level just before the next scheduled dose.¹
- Human serum or plasma samples should be handled and disposed of as if they were potentially infectious.

6 Procedure

Materials Provided

Emit® 2000 Carbamazepine Assay
Reagent 1
Enzyme Reagent 2

Materials Required But Not Provided

4F109UL Emit® 2000 Carbamazepine Calibrators (0, 2, 4, 8, 12, 20 µg/mL)
Multi-level commercial controls

Instruments

Siemens Healthcare Diagnostics provides instructions for using this assay on a number of chemistry analyzers. Contact the Technical Assistance Center in the USA or your local Siemens representative for application sheets.

Analyzers must be capable of maintaining a constant reaction temperature, pipetting specimens/reagents and measuring enzyme rates precisely, timing the reaction accurately, and mixing reagents thoroughly.

Calibration

Recalibrate whenever a new lot of reagents is used or as indicated by control results (see Quality Control, below). If a new set of reagents with the same lot number is used, validate the system by assaying controls.

Quality Control

1. Validate the calibration by assaying multi-level controls. Commercial controls are available for this purpose. Ensure that control results fall within acceptable limits as defined by your own laboratory. Once the calibration is validated, run samples.
2. Follow government regulations or accreditation requirements for quality control frequency. At least once each day of use, analyze two levels of a Quality Control (QC) material with known carbamazepine concentrations. Follow your laboratory internal QC procedures if the results obtained are outside acceptable limits.
3. Refer to the instrument operator's manual for appropriate instrument checks.

Diluting High Concentration Samples

To estimate carbamazepine concentrations above the assay range, patient samples containing more than 20 µg/mL (85 µmol/L) carbamazepine may be diluted with one or two parts distilled or deionized water or Emit® 2000 Carbamazepine Calibrator 0. After diluting the sample, repeat the entire assay sequence and multiply the results by the dilution factor. Some analyzers dilute and retest high concentration samples automatically. See the appropriate protocol sheet for instructions.

Daily Maintenance

Refer to the instrument operator's manual for maintenance instructions.

7 Results

- Results are calculated automatically by the analyzers. No additional manipulation of data is required.
- This assay uses Math Model No. 1.
- Consult the appropriate instrument operator's manual and protocol sheet for complete instructions.
- The factors that can influence the relationship between carbamazepine serum or plasma concentrations and clinical response include the type and severity of seizures, age, general state of health, and use of other drugs.
- The concentration of carbamazepine in serum or plasma depends on the time of the last drug dose; mode of administration; concomitant drug therapy; sample condition; time of sample collection; and individual variations in absorption, distribution, biotransformation, and excretion. These parameters must be considered when interpreting results.^{1,2}
- Results of this test should always be interpreted in conjunction with the patient's medical history, clinical presentation and other findings.
- Siemens has validated use of these reagents on various analyzers to optimize product performance and meet product specifications. User defined modifications are not supported by Siemens as they may affect performance of the system and assay results. It is the responsibility of the user to validate modifications to these instructions or use of the reagents on analyzers other than those included in Siemens Application Sheets or these instructions for use.

8 Limitations

This assay has no specific limitations.

9 Expected Values

The Emit[®] 2000 Carbamazepine Assay accurately quantitates carbamazepine concentrations in human serum or plasma containing 2–20 µg/mL (8.5–85 µmol/L) carbamazepine. The desired therapeutic effect is usually achieved in the serum concentration range of 4–12 µg/mL (17–51 µmol/L). Further, peak concentrations above 12 µg/mL (51 µmol/L) are often associated with toxicity.^{2,5}

Note: To convert from µg/mL to µmol/L carbamazepine, multiply by 4.23.

For effective treatment, some patients may require serum levels outside these ranges. Therefore, the expected range is provided only as a guide, and individual patient results should be interpreted in light of other clinical signs and symptoms (see Section 7, Results).

10 Specific Performance Characteristics

The data appearing in this section were collected on the Hitachi 704 Analyzer and the COBAS MIRA[®] Chemistry System. Performance characteristics (including calibration stability) are available for a variety of analyzers. Contact the Technical Assistance Center in the USA or your local Siemens representative for information for specific analyzers.

The following performance characteristics represent total system performance and should not be interpreted to pertain only to reagents. Performance may vary depending on the instrumentation used.

Specificity

The Emit[®] 2000 Carbamazepine Assay measures the total (protein-bound plus unbound) carbamazepine concentration in serum or plasma. Compounds whose chemical structure or concurrent therapeutic use would suggest possible cross-reactivity have been tested.

The compounds listed in Table 1 do not interfere with the Emit[®] 2000 Carbamazepine Assay when tested in the presence of 8 µg/mL carbamazepine. Levels tested were at or above maximum physiological or pharmacological concentrations.

Table 1 — Compounds That Do Not Interfere

Compound	Concentration Tested (µg/mL)	Compound	Concentration Tested (µg/mL)
Amitriptyline	5	Phenobarbital	500
Carbamazepine-10,11-epoxide	50	Phenytoin	500
Chlorpromazine	8	Primidone	200
Ethosuximide	500	Valproic Acid	1000

For additional information, contact Siemens.

Sensitivity

The sensitivity level of the Emit[®] 2000 Carbamazepine Assay is 0.5 µg/mL. This level represents the lowest measurable concentration of carbamazepine that can be distinguished from 0 µg/mL with a confidence level of 95%.

Endogenous Substances

No clinically significant interference has been found in samples to which 800 mg/dL hemoglobin, 750 mg/dL triglycerides, and 30 mg/dL bilirubin were added to simulate hemolytic, lipemic, or icteric samples.

Calibration Stability

In-house and field studies have shown calibration stability of more than two weeks. When proper reagent handling, instrument maintenance, and operating procedures are followed, the calibration should remain stable for at least two weeks.

Precision

The precision values shown in Tables 2 and 3 were obtained in clinical trials using the Hitachi 704 and COBAS MIRA[®] analyzers.

Within-run precision was determined using tri-level commercial controls.

Table 2 — Within-Run Precision for Emit[®] 2000 Carbamazepine Assay on the Hitachi 704 and COBAS MIRA[®] Analyzers

Site/Analyzer	Number of Replicates	Mean (µg/mL)	Coefficient of Variation (%)
Site 1 Hitachi 704	20	4	5.1
	20	10	3.4
	20	15.8	6.4
Site 1 COBAS MIRA [®]	20	3.8	3.1
	20	9.2	3.1
	20	15.2	4.3
Site 2 COBAS MIRA [®]	20	3.7	3.4
	20	9.4	2.8
	20	15.9	2.6

Between-run precision was determined using tri-level commercial controls.

Table 3 — Between-Run Precision for Emit[®] 2000 Carbamazepine Assay on the Hitachi 704 and COBAS MIRA[®] Analyzers

Site/Analyzer	Length of Study (days)	Number of Replicates	Mean (µg/mL)	Coefficient of Variation (%)
Site 1 Hitachi 704	49	60	4	7.3
		60	10	5.9
		60	16.3	5.6
Site 1 COBAS MIRA [®]	94	60	4.1	7.3
		60	10	5.9
		60	16.3	7.1
Site 2 COBAS MIRA [®]	26	60	3.7	6.5
		60	9.3	5.8
		60	15	5.7

Accuracy

Samples from patients receiving carbamazepine were analyzed by the Emit[®] 2000 Carbamazepine Assay on the Hitachi 704 or COBAS MIRA[®] analyzers, and the results were compared to two alternative methods: Emit[®] Carbamazepine Assay on the COBAS MIRA[®] analyzer and fluorescence polarization immunoassay (FPIA). Data are summarized in Table 4.

Table 4 — Comparative Analysis

	Emit [®] 2000* vs FPIA	Emit [®] 2000† vs FPIA	Emit [®] 2000† vs Emit [®] †
Slope	1.08	1.06	1
Intercept (µg/mL)	-0.74	-0.77	-0.07
Mean (µg/mL)			
Emit [®] 2000 Assay	8.8	8.6	8
Comparison Method	8.9	8.9	8.1
Standard Error of the Estimate (µg/mL)	0.70	0.61	0.44
Correlation Coefficient	0.95	0.96	0.98
Number of Samples	106	106	96

* This assay was performed on the Hitachi 704 analyzer.

† This assay was performed on the COBAS MIRA[®] analyzer.



11 Risk and Safety

Safety data sheets (MSDS/SDS) available on www.siemens.com/diagnostics.

12 Bibliography

1. MacKichan JJ, Kutt H: Carbamazepine: Therapeutic use and serum concentration monitoring, in Taylor WJ, Finn AL (eds): *Individualizing Drug Therapy: Practical Applications of Drug Monitoring*. New York, Gross, Townsend, Frank, Inc, 1981, vol 2, pp 1–25.
2. Levy RH, Wilensky AJ, Friel PN: Other antiepileptic drugs, in Evans WE, Schentag JJ, Jusko WJ (eds): *Applied Pharmacokinetics: Principles of Therapeutic Drug Monitoring*. Washington, Applied Therapeutics, Inc, 1987, pp 540–569.
3. Kutt H: Carbamazepine: Chemistry and methods of determination: Complex partial seizures and their treatment, *Adv Neurol* 1975;11:249–261.
4. Oles KS, Penry JK, Dyer RD: Evaluation of an enzyme immunoassay method for carbamazepine: A comparison with enzyme-multiplied immunoassay technique, fluorescence polarization immunoassay, and high-performance liquid chromatography. *Ther Drug Monit* 1989;11:471–476.
5. Pincus MR, Abraham NZ Jr: Toxicology and therapeutic drug monitoring, in Henry JB (ed): *Clinical Diagnosis and Management by Laboratory Methods*, ed 18. Philadelphia, WB Saunders Co, 1991, pp 349–384.
6. Kumps AH: Therapeutic drug monitoring: A comprehensive and critical review of analytical methods for anticonvulsive drugs. *J Neurol* 1982;228:1–16.

13 Symbols Key

	Do not reuse / Nicht zur Wiederverwendung / Ne pas réutiliser / Non riutilizzare / No reutilizar
	Use By / Verwendbar bis / Utiliser jusque / Utilizzare entro / Fecha de caducidad
LOT	Batch Code / Chargenbezeichnung / Code du lot / Codice del lotto / Código de lote
REF	Catalogue Number / Bestellnummer / Référence du catalogue / Numero di catalogo / Número de catálogo
	Caution, consult accompanying documents / Achtung, Begleitdokumente beachten / Attention voir notice d'instructions / Attenzione, vedere le istruzioni per l'uso / Atención, ver instrucciones de uso
	Manufacturer / Hersteller / Fabricant / Fabbricante / Fabricante
EC REP	Authorized Representative in the European Community / Bevollmächtigter in der Europäischen Gemeinschaft / Mandataire dans la Communauté européenne / Mandatario nella Comunità Europea / Representante autorizado en la Comunidad Europea
	Contains sufficient for <n> tests / Inhalt ausreichend für <n> Tests / Contenu suffisant pour "n" tests / Contenuto sufficiente per "n" saggi / Contenido suficiente para <n> ensayos
IVD	In Vitro Diagnostic Medical Device / In-Vitro-Diagnostikum / Dispositif médical de diagnostic in vitro / Dispositivo medico-diagnostico in vitro / Producto sanitario para diagnóstico in vitro
	Temperature Limitation / Temperaturbegrenzung / Limites de température / Limiti di temperatura / Limite de temperatura
	Consult Instructions for Use / Gebrauchsanweisung beachten / Consulter les instructions d'utilisation / Consultare le istruzioni per l'uso / Consulte las instrucciones de uso
	Non-sterile / Nicht steril / Non stérile / Non sterile / No estéril
	CE Mark / CE Zeichen / Marquage CE / Marchio CE / Marca CE
CONTENTS	Contents / Inhalt / Contenu / Contenuto / Contenido
	Reconstitution Volume / Rekonstitutionsvolumen / Volume de reconstitution / Volume di ricostituzione / Volumen de reconstitución
LEVEL	Level / Konzentration / Niveau / Livello / Nivel

2015-03_EFIGS

For technical assistance, call Siemens Healthcare Diagnostics:

1-800-227-8994 in the USA

1-800-264-0083 in Canada


Outside the USA and Canada, call your local Siemens representative.

 Syva[®], and Emit[®] are trademarks of Siemens Healthcare Diagnostics.

COBAS MIRA[®] is a registered trademark of Roche Diagnostic Systems Inc.

© 2011 Siemens Healthcare Diagnostics

All rights reserved.

 Siemens Healthcare Diagnostics Inc.
500 GBC Drive
Newark, DE 19714 USA

Global Siemens
Headquarters
Siemens AG
Wittelsbacherplatz 2
80333 Muenchen
Germany

Global Siemens
Healthcare Headquarters
Siemens AG
Healthcare Sector
Henkestrasse 127
91052 Erlangen
Germany
Phone: +49 9131 84-0
siemens.com/healthcare

Global Division
Siemens Healthcare
Diagnostics Inc.
511 Benedict Avenue
Tarrytown, NY 10591
USA
siemens.com/healthcare



Printed in USA
2019-07
10869901_US_F