

ADVIA® 1800
ADVIA® 2400
 Chemistry Systems

Alanine Aminotransferase (ALT)

Current Revision and Date^a	Rev. J, 2020-02	
Product Name	ADVIA® Chemistry Alanine Aminotransferase (ALT) Reagents	REF 03036926 (6 × 670 tests per kit) REF 07501976 (7 × 360 tests per kit)
Systems	ADVIA 1800 Chemistry System ADVIA 2400 Chemistry System	
Materials Required but Not Provided	ADVIA Chemistry Enzyme 2 Calibrator Reagent container adapters Commercially available controls	REF 10916058
Specimen Types	Human serum, plasma (lithium heparin)	
Assay Principle	Modified IFCC	
Assay Range	Serum: 0–1100 U/L Plasma: 0–1100 U/L	
Reagent Storage	2–8°C	
Reagent On-System Stability	60 days	
Reagent Code	74046	

^a In Rev. G or later, a vertical bar in the margin indicates a technical update to the previous version.

Intended Use

For *in vitro* diagnostic use in the quantitative determination of alanine aminotransferase activity in human serum and plasma on ADVIA® Chemistry systems. Such measurements are used mainly in the diagnosis and treatment of liver disease and to monitor the course of treatment for hepatitis and active post-necrotic cirrhosis.

Summary and Explanation

The ADVIA Chemistry Alanine Aminotransferase (ALT) assay is based on work by Wroblewski and LaDue. The procedure was later modified by H.U. Bergmeyer.¹

Principles of the Procedure

The reaction is initiated by the addition of α -ketoglutarate as a second reagent. The concentration of reduced nicotinamide adenine dinucleotide (NADH) is measured by its absorbance at 340/410 nm and the rate of absorbance decrease is proportional to the alanine aminotransferase (ALT) activity.

Reaction Equation



Reagents

Reagent	Description	Storage	Reagent Stability
REF 03036926 ADVIA Chemistry Alanine Aminotransferase (ALT) Reagents			
Alanine Aminotransferase Reagent 1 ALT R1	68 mL in 70-mL containers L-Alanine (610 mmol/L) Lactate Dehydrogenase (LD, pig heart) (≥ 1.2 kU/L) NaN ₃ (0.09%)	2–8°C	Unopened: Stable until the expiration date on product. On-system: 60 days
Alanine Aminotransferase Reagent 2 ALT R2	20 mL in 20-mL containers α -Ketoglutarate (93 mmol/L) Reduced nicotinamide adenine dinucleotide (NADH) (1.41 mmol/L) NaN ₃ (0.09%)	2–8°C	Unopened: Stable until the expiration date on product. On-system: 60 days
REF 07501976 ADVIA Chemistry Alanine Aminotransferase (ALT) Reagents			
Alanine Aminotransferase Reagent 1 ALT R1	38 mL in 40-mL containers L-Alanine (610 mmol/L) Lactate Dehydrogenase (LD, pig heart) (≥ 1.2 kU/L) NaN ₃ (0.09%)	2–8°C	Unopened: Stable until the expiration date on product. On-system: 60 days
Alanine Aminotransferase Reagent 2 ALT R2	11.2 mL in 20-mL containers α -Ketoglutarate (93 mmol/L) NADH (1.41 mmol/L) NaN ₃ (0.09%)	2–8°C	Unopened: Stable until the expiration date on product. On-system: 60 days

Warnings and Precautions

Safety data sheets (MSDS/SDS) available on siemens.com/healthcare.



Caution

This device contains material of animal origin and should be handled as a potential carrier and transmitter of disease.

Contains sodium azide as a preservative. Sodium azide can react with copper or lead plumbing to form explosive metal azides. On disposal, flush reagents with a large volume of water to prevent the buildup of azides. Disposal into drain systems must be in compliance with prevailing regulatory requirements.

Dispose of hazardous or biologically contaminated materials according to the practices of your institution. Discard all materials in a safe and acceptable manner, and in compliance with prevailing regulatory requirements.

Caution: Federal (USA) law restricts this device to sale by or on the order of a licensed healthcare professional.

For *in vitro* diagnostic use.

Preparing Reagents

All reagents are liquid and ready to use.

Before use, gently invert the capped reagent to disrupt bubbles and ensure homogeneity. If bubbles still exist or foam is present, use a clean transfer pipette to aspirate them from the reagent container prior to use.

Storing and Stability

Unopened reagents are stable until the expiration date printed on the product label when stored at 2–8°C. Do not freeze reagents.

Specimen Collection and Handling

Siemens Healthcare Diagnostics validated serum and plasma (lithium heparin) for the ADVIA Chemistry ALT assay.

Follow these guidelines for specimens used for this assay:

- Serum and plasma can be collected using recommended procedures for collection of diagnostic blood specimens by venipuncture.² Follow the instructions provided with your specimen collection device for use and processing.³
- Complete clot formation should take place before centrifugation.
- Serum or plasma should be physically separated from cells as soon as possible with a maximum limit of 2 hours from the time of collection.⁴
- Specimens should be free of particulate matter.
- Specimens should be as fresh as possible.

The purpose of handling and storage information is to provide guidance to users. It is the responsibility of the individual laboratory to use all available references and/or its own studies when establishing alternate stability criteria to meet specific needs.

Procedure

Materials Provided

The following materials are provided:

Item	Contents	Number of Tests
REF 03036926	Reagent 1: 6 × 70-mL containers Reagent 2: 6 × 20-mL containers	6 × 670
REF 07501976	Reagent 1: 7 × 40-mL containers Reagent 2: 7 × 20-mL containers	7 × 360

Materials Required but Not Provided

The following materials are required to perform this assay, but are not provided:

Item	Description
REF 10916058	ADVIA Chemistry Enzyme 2 Calibrator
REF 02404085	20-mL reagent container adapter for 40-mL slot (ADVIA 1800)
REF 00771668	20-mL reagent container adapter for 70-mL slot (ADVIA 2400)
REF 08163594	40-mL reagent container adapter for 70-mL slot (ADVIA 2400)
	Commercially available control materials

Assay Procedure

Sampling, reagent delivery, mixing, and processing are automatically performed by the ADVIA Chemistry system.

For detailed information on performing the procedure, refer to the system operating instructions.

Preparing the System

For detailed information on preparing the system, refer to the system operating instructions.

Preparing the Samples

Before placing samples on the system, ensure that samples have the following characteristics:

- Samples are free of fibrin or other particulate matter.
- Samples are free of bubbles.

On-System Stability

The ADVIA Chemistry ALT reagents are stable on the system for 60 days.

Do not use reagents beyond the expiration date.

Performing Calibration

To calibrate the ADVIA Chemistry ALT assay, use the ADVIA Chemistry Enzyme 2 Calibrator (REF 10916058).

Enter the lot-specific calibrator values that are provided with each lot of calibrator. Perform the calibration as described in the calibrator instructions for use.

Calibration Frequency

Calibrate the assay every 60 days.

Calibrate the assay after the following events:

- When the reagent lot number changes
- When a reagent pack is replaced by a new reagent pack with the same lot number, and the previous reagent pack was recalibrated during use
- After replacing critical optical or hydraulic components
- When a reagent pack is replaced by a new reagent pack with the same lot number, and an additional reagent blank was run on the previous reagent pack during use
- When indicated by quality control procedures

Individual laboratory quality control programs and procedures may require more frequent calibration.

Reagent Blank (RBL) Frequency

Run an RBL every day.

Run an RBL when a reagent pack with a different lot number is placed on the system.

Note Use deionized water as the sample for the RBL in the ADVIA Chemistry ALT assay.

Performing Quality Control

Follow government regulations or accreditation requirements for quality control frequency.

At least once each day of use, analyze 2 levels (low and high) of a commercially available quality control (QC) material with known alanine aminotransferase concentrations.

A satisfactory level of performance is achieved when the analyte values obtained are within the expected control range for the system or within your range, as determined by an appropriate internal laboratory quality control scheme.

The actual frequency of control in a laboratory is based on many factors, such as workflow, system experience, and government regulation. Each laboratory should evaluate the controls based on the frequency established by their laboratory guidelines.

Also, assay controls under the following conditions:

- Whenever you use a new reagent lot
- Following any system maintenance, cleaning, or troubleshooting procedure
- After performing a new calibration or an additional reagent blank

Follow your laboratory internal QC procedures if the results obtained are outside acceptable limits.

Taking Corrective Action

If the quality control results do not fall within the expected control range or within the laboratory's established values, do not report results. Take the following actions:

1. Determine and correct the cause of the unacceptable control results:
 - a. Verify that the assay was performed according to the instructions for use.
 - b. Verify that the materials are not expired.
 - c. Verify that required maintenance was performed.
 - d. Rerun the assay with fresh quality control samples, and confirm that quality control results are within acceptable limits before running patient samples.
 - e. If the quality control results are not within acceptable limits, recalibrate the assay, and repeat the prior step.
 - f. If necessary, contact your local technical support provider or distributor for assistance.
2. After corrective action is complete, repeat required testing of patient samples before reporting results.

Perform corrective actions in accordance with your established laboratory protocol.

Results

Calculation of Results

The system automatically calculates and reports results based on the absorbance measurements of the test sample during the test, and of the calibrator(s) from calibration.

The instrument calculates the concentration of alanine aminotransferase in U/L (common units and SI units).

Interpretation of Results

Results of this assay should always be interpreted in conjunction with the patient's medical history, clinical presentation, and other findings.

Limitations

A number of substances cause physiological changes in serum or plasma analyte concentrations. A comprehensive discussion of possible interfering substances, their serum or plasma concentrations, and their possible physiological involvements is beyond the scope of this document. Consult the listed reference for specific details on known potential interfering substances.⁵

As with any chemical reaction, you must be alert to the possible effect on results of unknown interferences from medications or endogenous substances. The laboratory and physician must evaluate all patient results in light of the total clinical status of the patient.

Venipuncture should occur prior to sulfasalazine administration due to the potential for falsely depressed results.

Expected Values

The reference range for alanine aminotransferase is 10–49 U/L.⁶

Siemens provides this information for reference. As with all *in vitro* diagnostic assays, each laboratory should determine its own reference ranges for the diagnostic evaluation of patient results. Consider these values as a guideline only.

Performance Characteristics

Analytical Measuring Range

This assay is linear from 0–1100 U/L.

Results that are above the assay range are flagged **H**.

| Extended Measuring Range

Siemens has validated an automatic rerun condition for this assay that extends the reportable range to 6600 U/L. You may configure the system to trigger automatic reruns. Rerun results will be flagged **R**.

| Precision

The precision of the ADVIA Chemistry ALT assay was evaluated according to the CLSI protocol EP05-A2.⁷ Each sample was assayed 2 times per run, 2 runs per day, for at least 20 days.

ADVIA 1650/1800

Specimen Type	Mean (U/L)	Repeatability (Within-Run)		Within-Lab (Total)	
		SD ^a	CV ^b (%)	SD	CV (%)
Serum	37	0.6	1.7	1.1	3.1
Serum	152	1.1	0.7	2.3	1.6

^a SD = standard deviation

^b CV = coefficient of variation

ADVIA 2400

Specimen Type	Mean (U/L)	Repeatability (Within-Run)		Within-Lab (Total)	
		SD ^a	CV ^b (%)	SD	CV (%)
Serum	25	0.6	2.3	0.9	3.7
Serum	138	0.9	0.7	1.5	1.1

^a SD = standard deviation

^b CV = coefficient of variation

Actual results will vary depending on the study design, and on the sample and sample population used. Results obtained at individual laboratories may vary from the data provided.

| Accuracy / Method Comparison

The performance of the ADVIA Chemistry ALT assay (y) was compared with the performance of the comparison assay on the indicated system (x).

ADVIA 1650/1800

Specimen Type	Comparison Assay (x)	N	Regression Equation	Sy.x	r	Sample Range
Serum	Technicon DAX [®]	112	$y = 0.93x + 0.5$	4.5	0.999	5–914 U/L
Plasma ^a	ADVIA 1650 (serum)	54	$y = 1.03x - 0.2$	1.5	0.996	11–112 U/L
Serum	Reference Method	49	$y = 1.03x - 3.1$	16.8	0.997	12–829 U/L

^a lithium heparin

ADVIA 2400

Specimen Type	Comparison Assay (x)	N	Regression Equation	Sy.x	r	Sample Range
Serum	ADVIA 1650	266	$y = 0.99x - 1.3$	3.8	0.999	6–1062 U/L
Serum	Reference Method	49	$y = 1.01x - 5.4$	14.7	0.997	12–829 U/L

The correlation of the assay may vary depending on the study design, comparable method, and sample population. Results obtained at individual laboratories may vary from the data provided.

| Interferences

ADVIA 1650/1800

Interferent	Interferent Level	Alanine Aminotransferase Sample Concentration	Interference
Bilirubin (conjugated)	30 mg/dL (514 µmol/L)	54 U/L	NSI ^a
Bilirubin (unconjugated)	30 mg/dL (514 µmol/L)	29 U/L	NSI
Hemolysis (hemoglobin)	450 mg/dL (4.5 g/L)	50 U/L	NSI
	500 mg/dL (5.0 g/L)	534 U/L	NSI
Lipemia ^b (from Intralipid)	450 mg/dL (5.1 mmol/L)	81 U/L	NSI
	500 mg/dL (6.3 mmol/L)	81 U/L	-16.0%

^a NSI = No significant interference. A percentage effect $\geq 10\%$ is considered a significant interference.

^b SI units calculated as triolein

ADVIA 2400

Interferent	Interferent Level	Alanine Aminotransferase Sample Concentration	Interference
Bilirubin (conjugated/unconjugated)	25 mg/dL (427 µmol/L)	49 U/L	NSI ^a
Hemolysis (hemoglobin)	375 mg/dL (3.75 g/L)	49 U/L	NSI
	500 mg/dL (5.0 g/L)	509 U/L	NSI
Lipemia ^b (from Intralipid)	500 mg/dL (5.7 mmol/L)	50 U/L	NSI

^a NSI = No significant interference. A percentage effect $\geq 10\%$ is considered a significant interference.

^b SI units calculated as triolein

Note There is poor correlation between turbidity and triglyceride concentration in a lipemic sample.⁸

Actual results will vary depending on the study design, the levels of the potential interferences tested, and the samples used. Results obtained at individual laboratories may vary from the data provided.

Standardization

The ADVIA Chemistry ALT assay is traceable to the IFCC reference method, which uses IFCC-454 reference material via patient sample correlation. Refer to the correlation data in the *Accuracy/Method Comparison* section for the relationship.

Technical Assistance

For customer support, please contact your local technical support provider or distributor.




















siemens.com/healthcare

References

1. International Federation of Clinical Chemistry, Committee on Reference Systems for Enzymes, *Chem Clin Lab Med* 2002; 40 (7):718–724.
2. Clinical and Laboratory Standards Institute (formerly NCCLS). *Procedures for the Collection of Diagnostic Blood Specimens by Venipuncture; Approved Guideline—Sixth Edition*. CLSI document GP41-A6. Wayne, PA: Clinical and Laboratory Standards Institute; 2008.
3. Clinical and Laboratory Standards Institute (formerly NCCLS). *Tubes and Additives for Venous Blood Specimen Collection: Approved Standard; Approved Guideline—Sixth Edition*. CLSI document GP39-A6. Wayne, PA: Clinical and Laboratory Standards Institute; 2010.
4. Clinical and Laboratory Standards Institute (formerly NCCLS). *Procedures for the Handling and Processing of Blood Specimens; Approved Guideline—Fourth Edition*. CLSI document GP44-A4. Wayne, PA: Clinical and Laboratory Standards Institute; 2010.
5. Young DS. *Effects of Drugs on Clinical Laboratory Tests*. 5th ed. Washington, DC: AACC Press; 2000.
6. Data on file at Siemens Healthcare Diagnostics.
7. Clinical and Laboratory Standards Institute (formerly NCCLS). *Evaluation of Precision Performance of Quantitative Measurement Methods; Approved Guideline—Second Edition*. CLSI document EP05-A2. Wayne, PA: Clinical and Laboratory Standards Institute; 2004.
8. Twomey PJ, Don-Wauchope AC, McCullough D. Unreliability of triglyceride measurement to predict turbidity induced interference. *J Clin Pathol*. 2003 Nov;56(11):861–862.

Definition of Symbols

The following symbols may appear on the product labeling:

Symbol	Definition	Symbol	Definition
	In vitro diagnostic medical device	 REF	Catalog number
	Legal manufacturer		Authorized Representative in the European Community
	CE Mark		CE Mark with identification number of notified body
	Consult instructions for use		Biological risk
	Keep away from sunlight and heat		Temperature limitation
	Lower limit of temperature		Upper limit of temperature
	Do not freeze (> 0°C)		Up
	Use by		Contains sufficient for (n) tests
	Recycle		Printed with soy ink
Rev.	Revision	YYYY-MM-DD	Date format (year-month-day)
	Batch code	RxOnly	Prescription Device (US only)

Trademarks

ADVIA is a trademark of Siemens Healthcare Diagnostics.

Intralipid is a trademark of Fresenius Kabi AB.

© 2008–2020 Siemens Healthcare Diagnostics. All rights reserved.



Siemens Healthcare Diagnostics Inc.
511 Benedict Avenue
Tarrytown, NY 10591 USA

**Global Siemens
Headquarters**
Siemens AG
Wittelsbacherplatz 2
80333 Muenchen
Germany

**Global Siemens
Healthcare Headquarters**
Siemens AG
Healthcare Sector
Henkestrasse 127
91052 Erlangen
Germany
Phone: +49 9131 84-0
siemens.com/healthcare

Global Division
Siemens Healthcare
Diagnostics Inc.
511 Benedict Avenue
Tarrytown, NY 10591
USA
siemens.com/healthcare