

Dade® Ci-Trol® Coagulation Control Level 1

Ci-Trol **CONTROL 1**

| Revision bar indicates update to previous version.

Intended Use

For use in citrated coagulation systems

Summary and Principle

The use of controls in the coagulation laboratory is an established procedure. Ci-Trol **CONTROL 1** is recommended as a normal control with patient citrated plasma for prothrombin time (PT) and activated partial thromboplastin time (APTT) determinations yielding values similar to those of fresh normal plasma.

This product may also be used as a fibrinogen control for fibrinogen determinations using the Dade® Thrombin method¹.

Reagents

Reagent	Description	Storage	Stability
Dade® Ci-Trol® Coagulation Control Level 1 Ci-Trol CONTROL 1	Lyophilized reagent containing: <ul style="list-style-type: none"> • human plasma • Stabilizer • Buffer 	2–8 °C May be used up to the expiry date indicated on the label if stored unopened.	2–8 °C: reconstituted, 16 hours ^a ; 15–25 °C: reconstituted, 8 hours ^a

^a closed original vial

Indications of deterioration: lack of vacuum upon opening vial or inability to obtain reproducible values.

Warnings and Precautions

| For *in-vitro* diagnostic use only.

| For laboratory professional use.

| Safety data sheets (MSDS/SDS) available on siemens-healthineers.com/sds.

CAUTION!

| Federal (USA) law restricts this device to sale by or on the order of licensed healthcare professionals.

**CAUTION! POTENTIAL BIOHAZARD**

Each donor or donor unit was tested and found to be negative for human immunodeficiency virus (HIV) 1 and 2, hepatitis B virus (HBV) and hepatitis C virus (HCV) using either tests that are CE marked or FDA approved for this purpose. Because no known test can offer complete assurance of the absence of infectious agents, all human derived products should be handled with appropriate caution.

Dispose of hazardous or biologically contaminated materials according to the practices of your institution. Discard all materials in a safe and acceptable manner and in compliance with all government requirements.

Preparing Reagents

Add exactly 1 mL of distilled water, gently tilt the vial and allow 15 minutes for reconstitution of the plasma in the closed vial.

Before use, gently mix once more.

Do not shake.

Note: Do not use distilled water containing preservatives.

Procedure**Materials Provided**

REF	Contents		
B4244-10	Dade® Ci-Trol® Coagulation Control Level 1 Ci-Trol CONTROL 1 Table of Assigned Values	20 × →	1 mL

Materials Required but not Provided

Item	Description
Coagulation analyzers, such as:	<ul style="list-style-type: none"> • BCS® XP System • BFT II Analyzer • SYSMEX CA-600 series • SYSMEX CA-1500 System • SYSMEX CS-2500 System • SYSMEX CS-5100 System

After reconstitution, use Ci-Trol **CONTROL 1** in the same manner as freshly drawn patient citrated plasma using the same test procedure. Ci-Trol **CONTROL 1** can be used in the manual tilt tube method as well as most semi-automated and automated instrument techniques. See instrument operator's manual for detailed instructions and limitations of procedure.

Controls such as Ci-Trol **CONTROL 1** should be tested at the initiation of testing, upon reagent changes, and at least once each 8 hour shift. The control material should be run in the same manner as the test samples. Each laboratory should establish a range for control values. If control values are outside of determined range, check controls, reagents, and instrument. It is recommended before reporting any patient data to document any actions taken to identify and correct the problem. New control ranges should be established for each lot of reagent or control material.

Limitations

Inability to obtain proper control values may be a sign of product deterioration. However, when proper control values are not obtained, a study of each component of the test system (i.e., reagents, control and technical conditions) is indicated to ascertain that all other components are functioning properly.

Expected Values

Prothrombin Time (PT)

Ci-Trol **CONTROL 1** is specifically designed for use with Siemens Healthineers PT reagents: Dade® Innovin® and Thromborel® S. Using Dade® Innovin®, the following performance guidelines apply for Ci-Trol **CONTROL 1**:

Level 1

BCS® System (US setting) 9.6 to 12.6 seconds

SYSMEX CA-1500 System 9.4 to 12.4 seconds

Activated Partial Thromboplastin Time (APTT)

Ci-Trol **CONTROL 1** is specifically designed for use with Siemens Healthineers APTT reagents: Dade® Actin® Activated Cephaloplastin Reagent, Dade® Actin® FS Activated PTT Reagent, Dade® Actin® FSL Activated PTT Reagent and Pathromtin® SL. With these reagents, the APTT mean control values expected with Ci-Trol **CONTROL 1** are in the normal range.

Fibrinogen Assay Method

An assigned value for fibrinogen determinations is indicated on the enclosed Table of Assigned Values. Studies indicate that test systems employing the Dade® Fibrinogen method show a typical coefficient of variation (CV) of 2 to 5 %. Laboratories using the product as a control for fibrinogen determinations should expect to achieve this precision.

Mean Assay Value: Mean values are obtained by thrombokinetic reaction using Dade® Thrombin Reagent and Multifibren® U on different Instruments, and by coagulable protein assay. Variations in techniques, equipment, reagents, etc., may result in mean values different from those listed; therefore, each laboratory should establish its own mean values.

Performance Characteristics

Studies of Ci-Trol **CONTROL 1** in normal clinical laboratory usage show an intralaboratory variation resulting in a total CV of approximately 3 % for prothrombin times and approximately 4 % for activated partial thromboplastin times.

Since laboratory control materials are used for the effective monitoring of the performance of a coagulation test, each laboratory should establish its own level of performance to monitor quality assurance.

Technical Assistance















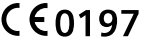







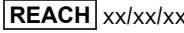
For customer support, contact your local technical support provider or distributor.
siemens-healthineers.com

References

1. Clauss A. Gerinnungsphysiologische Schnellmethode zur Bestimmung des Fibrinogens. Acta Haematol. 1957; 17: 237-46.

Definition of Symbols

The following symbols may appear on the product labeling:

	Do not reuse		Use By
	Batch Code		Catalogue Number
	Caution		Manufacturer
	Authorized representative in the European Community		Contains sufficient for <n> tests
	Biological Risks		<i>In Vitro</i> Diagnostic Medical Device
	Temperature Limitation		Consult instruction for Use
	Non-sterile		CE marking of conformity
	CE marking of conformity with notified body ID number. Notified body ID number can vary.		Contents
	Reconstitution volume		Level
	Keep away from sunlight and heat		Warning
	Danger	RxOnly	Prescription device (US only)
	Device Identification (UDI) barcode	 xx/xx/xx	REACH Authorization Number

Legal Information

Actin, BCS, Ci-Trol, Dade, Innovin, Multifibren, Pathromtin and Thromborel are trademarks of Siemens Healthineers.

SYSTEMEX is a trademark of SYSTEMEX CORPORATION.

All other trademarks are the property of their respective owners.

© Siemens Healthineers, 2010–2021. All rights reserved.

Siemens Healthineers Headquarters

Siemens Healthcare GmbH
Henkestraße 127
91052 Erlangen
Germany
Phone: +49 9131 84-0
siemens-healthineers.com



Siemens Healthcare Diagnostics Products GmbH

Emil-von-Behring-Str. 76
35041 Marburg
Germany
siemens-healthineers.com