

Dade® Ci-Trol® Coagulation Control Level 3

Ci-Trol **CONTROL 3**

C€0197

Revision bar indicates update to previous version.

Intended Use

The use of controls in the coagulation laboratory is an established procedure. Ci-Trol **CONTROL 3** is recommended as an abnormal control with patient citrated plasma for prothrombin time (PT) and activated partial thromboplastin time (APTT) determinations. This control provides a means of assuring the accuracy of prothrombin time test results in those ranges usually sought during anticoagulant therapy. In activated partial thromboplastin time testing, the control represents valuable and reliable data in the higher abnormal ranges as seen in first and severe second stage coagulation disorders.

Reagents

Reagent	Description	Storage	Stability
Dade® Ci-Trol® Coagulation Control Level 3 Ci-Trol CONTROL 3	Lyophilized reagent containing: <ul style="list-style-type: none"> human plasma Stabilizer Buffer 	2–8 °C May be used up to the expiry date indicated on the label if stored unopened.	2–8 °C: reconstituted, 16 hours ^a ; 15–25 °C: reconstituted, 8 hours ^a

^a closed original vial

Indications of deterioration: lack of vacuum upon opening vial or inability to obtain reproducible values.

Warnings and Precautions

For *in-vitro* diagnostic use only.

For laboratory professional use.

According to EU regulation 2017/746, any serious incident that has occurred in relation to the device shall be reported to the manufacturer and the competent authority of the EU Member State in which the user and/or patient is established.

Safety data sheets (MSDS/SDS) available on [siemens-healthineers.com/sds](https://www.siemens-healthineers.com/sds).



CAUTION! POTENTIAL BIOHAZARD

Each donor or donor unit was tested and found to be negative for human immunodeficiency virus (HIV) 1 and 2, hepatitis B virus (HBV) and hepatitis C virus (HCV) using either tests that are CE marked or FDA approved for this purpose. Because no known test can offer complete assurance of the absence of infectious agents, all human derived products should be handled with appropriate caution.

Dispose of hazardous or biologically contaminated materials according to the practices of your institution. Discard all materials in a safe and acceptable manner and in compliance with all government requirements.

Summary of Safety and Performance (SSP) is available in the European database on medical devices (see Eudamed public website: <https://ec.europa.eu/tools/eudamed>). In case Eudamed is not available, SSP can be delivered by Siemens Healthineers on request.

Preparing Reagents

Add exactly 1 mL of distilled water, gently tilt the vial and allow 15 minutes for reconstitution of the plasma in the closed vial.

Before use, gently mix once more.

Do not shake.

Note: Do not use distilled water containing preservatives.

Procedure

Materials Provided

REF	Contents		
B4244-30	Dade® Ci-Trol® Coagulation Control Level 3 Ci-Trol CONTROL 3	20 × →	1 mL

Materials Required but not Provided

Item	Description
Coagulation analyzers ^b , such as:	<ul style="list-style-type: none"> • Atellica® COAG 360 System • BCS® XP System • BFT II Analyzer • SYSMEX CA-500/CA-600 series • SYSMEX CA-1500 System • SYSMEX CS-2000i/CS-2100i System • SYSMEX CS-2500 System • SYSMEX CS-5100 System • SYSMEX CN-3000/CN-6000 System

^b Availability of analyzers may vary by country.

Please note that the applications on other analyzers can be validated by the instrument manufacturer in accordance with the requirements of the REGULATION (EU) 2017/746 under their responsibility as long as the intended purpose and performance are not modified.

After reconstitution, use Ci-Trol **CONTROL 3** in the same manner as freshly drawn patient citrated plasma using the same test procedure. Ci-Trol **CONTROL 3** can be used in the manual tilt tube method as well as most semi-automated and automated instrument techniques. See instrument operator's manual for detailed instructions and limitations of procedure.

Controls such as Ci-Trol **CONTROL 3** should be tested at the initiation of testing, upon reagent changes, and at least once each 8 hour shift. The control material should be run in the same manner as the test samples. Each laboratory should establish a range for control values. If control values are outside of determined range, check controls, reagents, and instrument. It is recommended before reporting any patient data to document any actions taken to identify and correct the problem. New control ranges should be established for each lot of reagent or control material.

Limitations

Inability to obtain proper control values may be a sign of product deterioration. However, when proper control values are not obtained, a study of each component of the test system (i.e., reagents, control and technical conditions) is indicated to ascertain that all other components are functioning properly.

Expected Values

Prothrombin Time (PT)

Ci-Trol **CONTROL 3** is specifically designed for use with Siemens Healthineers PT reagents: Dade® Innovin® and Thromborel® S. Using Dade® Innovin®, the following performance-guidelines apply for Ci-Trol **CONTROL 3**:

Level 3

BCS® System (US setting) 38 to 51 seconds

SYSMEX CA-1500 System 38 to 51 seconds

Activated Partial Thromboplastin Time (APTT)

Ci-Trol **CONTROL 3** is specifically designed for use with Siemens Healthineers APTT reagents: Dade® Actin® Activated Cephaloplastin Reagent, Dade® Actin® FS Activated PTT Reagent, Dade® Actin® FSL Activated PTT Reagent and Pathromtin® SL. With these reagents, the APTT values expected with Ci-Trol **CONTROL 3** reach levels obtained with severe factor deficiencies of the intrinsic system.

Performance Characteristics

Studies of Ci-Trol **CONTROL 3** in normal clinical laboratory usage show an intralaboratory variation resulting in a total CV of approximately 5 % for prothrombin times and approximately 4 % for activated partial thromboplastin times.
























Since laboratory control materials are used for the effective monitoring of the performance of a coagulation test, each laboratory should establish its own level of performance to monitor quality assurance.

Technical Assistance

For customer support, contact your local technical support provider or distributor.
siemens-healthineers.com

Definition of Symbols

The following symbols may appear on the product labeling:

	Do not reuse		Use By
	Batch Code		Catalogue Number
	Caution		Manufacturer
	Authorized representative in the European Community		Contains sufficient for <n> tests
	Biological Risks		<i>In Vitro</i> Diagnostic Medical Device
	Temperature Limitation		Consult instruction for Use
	Non-sterile		CE marking of conformity
	CE marking of conformity with notified body ID number. Notified body ID number can vary.		Contents
	Reconstitution volume		Level
	Keep away from sunlight and heat		Warning
	Danger		Prescription device (US only)
	Device Identification (UDI) barcode		

Legal Information

Actin, Atellica, BCS, Ci-Trol, Dade, Innovin, Pathromtin and Thromborel are trademarks of Siemens Healthineers.

SYSMEX is a trademark of SYSMEX CORPORATION.

All other trademarks are the property of their respective owners.

© Siemens Healthineers, 2008–2021. All rights reserved.

Siemens Healthineers Headquarters

Siemens Healthcare GmbH
Henkestraße 127
91052 Erlangen
Germany
Phone: +49 9131 84-0
siemens-healthineers.com



Siemens Healthcare Diagnostics Products GmbH

Emil-von-Behring-Str. 76
35041 Marburg
Germany
siemens-healthineers.com